



**RACKCHILLER REAR DOOR COOLER, PASSIVE**



**INDUSTRY STANDARDS**

UL Listed to 1995  
 cUL Listed per CSA C22.2 No. 236-15  
 Rear Door Cooler Adapter Kit: UL Listed to 508A

**APPLICATION**

RackChiller Rear Door Cooler (RDC) Water Heat Exchanger is designed for managing high heat load cooling requirements within high-density server, computing and storage racks. The entire system is integrated within an aesthetically framed perforated door with protective covers to isolate the liquid source and cooling loop from the rack-mounted equipment. The RDC installs on equipment racks as a separate rear door with an extra frame, enabling it to be retrofitted to existing racks.

RackChiller Rear Door cools the warm exhaust air which is being pushed by the fans in the existing rack-mounted IT equipment through a large cooling coil before re-introducing back into the room. Heat dissipated by the rack equipment will be removed by the water circuit, adding no heat to the IT room.

**FEATURES**

- Fanless solution - no noise, minimal power load
- Optional local display
- Modbus TCP and SNMP v2c interface, integrated web interface
- Temperature sensors on air supply and return side
- Optional water flow, pressure and temperature sensors included with the water control package allow for water monitoring and regulation according to actual heat load
- Frame solution separates coil and condensate management from the rack-mounted equipment
- Rear space inside the cabinet is completely available for power distribution and cable management
- Easily adapts to nVent cabinets; contact nVent to request information for integrating with third party cabinets

**SPECIFICATIONS**

**GENERAL**

- Available in 600 mm (23.62") and 800 mm (31.50") widths and 2000 mm (78.74") 42U, 2200 mm (86.61") 47U and 2450 mm (96.46") 52U heights
- Input Voltage: 85 - 264 VAC

**OPTIMAL CONDITIONS**

- Water supply Temperature: 12 C / 53.6 F
- Outlet Temperature: 24 C / 75.2 F
- Water Flow: 4.8 m<sup>3</sup>/h / 21.1 gal/min
- Air Side Pressure Drop: <15 / 0.06 inH<sub>2</sub>O
- Water Side Pressure Drop: <100 kPA / 14.5 psi

**PIPE CONNECTIONS**

- Heat exchanger connections external thread BSPP 1-1/4" thread flat sealing, integrated venting valve with hose
- Water Connection Set (optional) – 2 x stainless steel corrugated hose 2.4 m (7.87 ft.), torsion-free connection BSPP 1-1/4" female thread flat sealing (to air water heat exchanger), union nut BSPP 1-1/4" internal thread flat sealing (to facility water or adapter control valve)
- Control Valve with Servomotor (optional) – BSPT 1" female thread with 2 x adapter fitting BSPT 1" to BSPP 1-1/4"

**FINISH**

- Black Gray, RAL 7021

**NOTES**

- For trouble-free operation, it is recommended to use the water connection set and the optional accessories
- Customer must order corresponding adapter kit for each rear door

Standard Product **RackChiller Rear Door Coolers (Passive)**

Catalog Number	AxBxC mm	AxBxC in.	Fits Cabinet	Cooling Capacity (kW)	Air Flow (m <sup>3</sup> /hr)	Air Flow (CFM)	Water Content (Liters)	Water Content (Gallons)	Weight Dry (kg)*	Weight Dry (lb.)*	Weight Wet (kg)*	Weight Wet (lb.)*
21130800	2018 x 598 x 229	79.45 x 23.54 x 9.02	600 x 2000	32	2850	1676	7.0	1.8	72	158	79	174
21130801	2018 x 798 x 229	79.45 x 31.42 x 9.02	800 x 2000	48	4600	2706	8.8	2.3	83	183	92	203
21130802	2218 x 598 x 229	87.33 x 23.54 x 9.02	600 x 2200	37	3200	1882	7.8	2.1	76	168	84	185
21130803	2218 x 798 x 229	87.33 x 31.42 x 9.02	800 x 2200	54	5150	3029	9.8	2.6	88	195	98	216
21130804	2468 x 598 x 229	97.16 x 23.54 x 9.02	600 x 2450	37	3200	1882	7.8	2.1	80	177	88	194
21130805	2468 x 798 x 229	97.16 x 31.42 x 9.02	800 x 2450	54	5150	3029	9.8	2.6	93	206	103	227

\* Weight values are within +/- 5%.

**COOLING** RACKCHILLER COOLERS



- 1. Mounting Frame
- 2. Control Unit (optional)
- 3. Heat Exchanger
- 4. Water Connection Cover
- 5. Water Supply Flange
- 6. Water Return Flange
- 7. Display (optional)
- 8. Water Connection Set (optional)
- 9. Control Valve with Servomotor (optional)
- 10. Water Control Package (optional)

**Determining Cooling Capacity Under the Following Conditions**

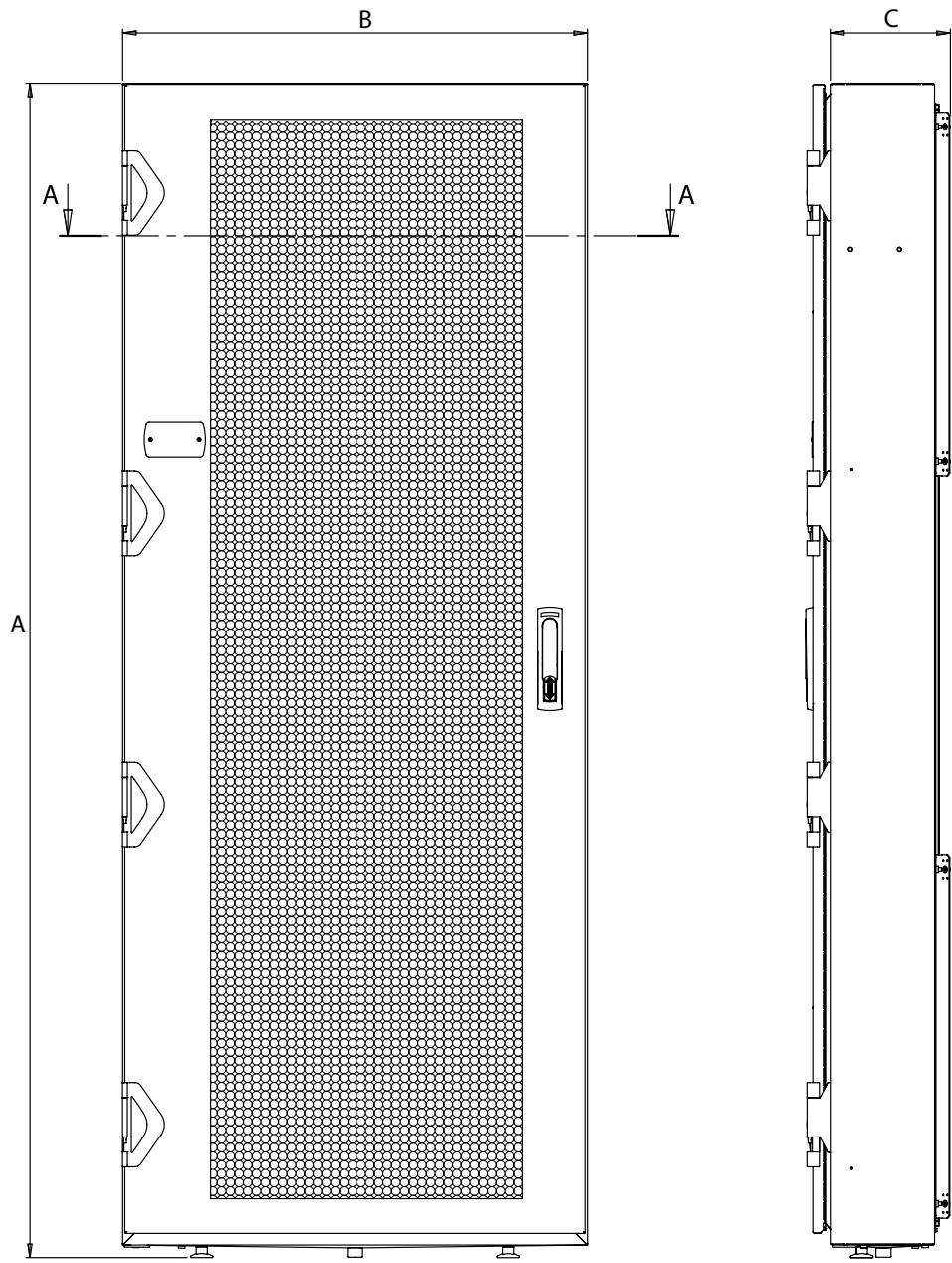
$\Delta p$ Water (kPA / inH2O)	$\Delta p$ Air (Pa / psi)	Supply Water Temperature (C / F)	Output Air Temperature (C / F)	Water Flow (m <sup>3</sup> /h / gal/min)	Airflow
<100 / 14.5	15 / 0.06	12 / 53.6	24 / 75.2	4.8 / 21.1	Depends on cooling module dimensions, see table

**Required Water Quality**

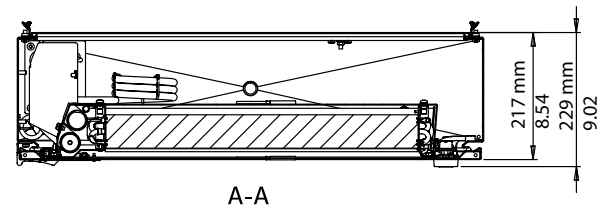
Water Property	Water Property Value
Electrical Conductivity	25 mS/m - 220 mS/m @ 25 C
Hydrogen Concentration	7.5 - 8.5 (ph-value) @ 20 C
Chloride	<200 g/m <sup>3</sup>
Total Hardness	>3°dH <8 °dH
Colony-forming units	<10,000 CFU/ml
Appearance	Clear
Color	Colorless

**Delivery Includes**

Quantity	Description
1	Mounting frame, St, 2 mm; with integrated condensate tray, VA, 2 mm; Leveling feet mounted, stainless steel connecting piece VA 1.4571 (stainless steel) for condensate drainage; Mounting bracket for Varistar, Proline frame, St, 2 mm, including mounting hardware, installation instructions
1	Heat exchanger on door, St, 1.5 mm, perforated on the outside, flow-optimized perforation, 3 x 180° hinge, three-point lock, lever handle for optional DIN profile half cylinder; Connections heat exchanger external thread G1 1/4", integrated venting valve with hose
1	User manual is provided as a download

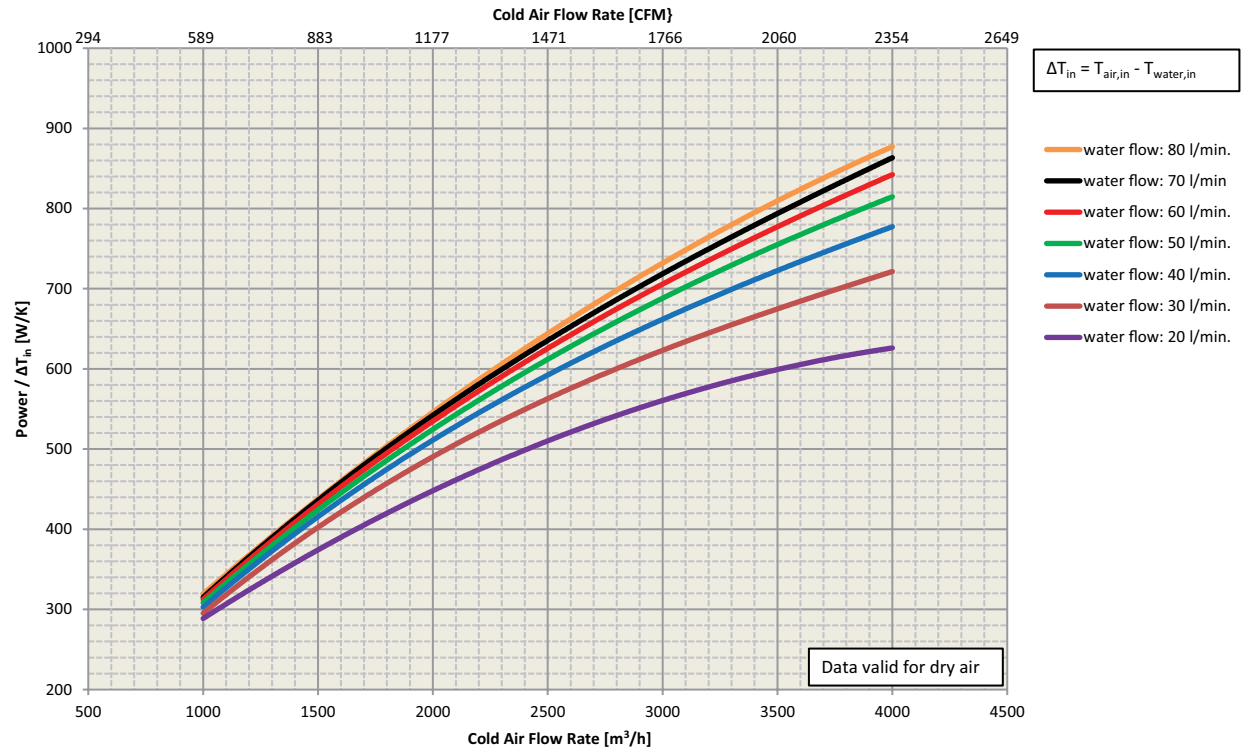


21130-801 Rev. A

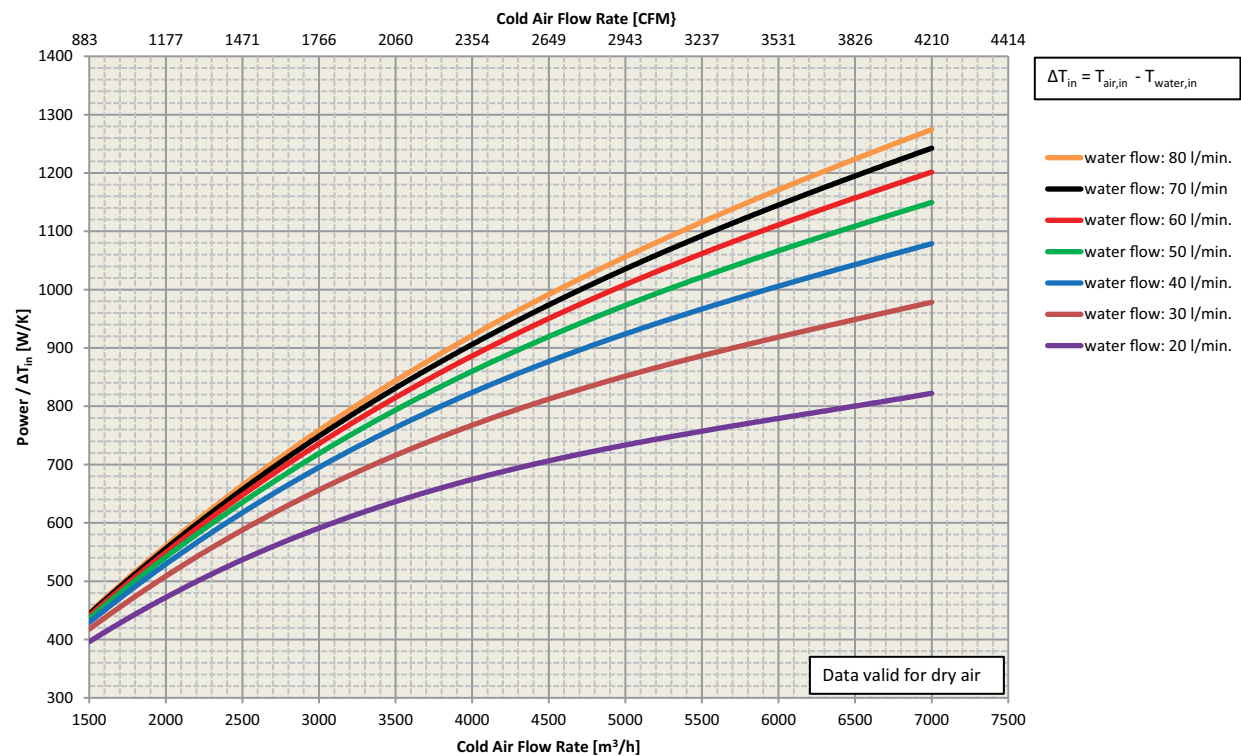


### Rear Door Cooler Performance Data Curves

#### 600x2000mm

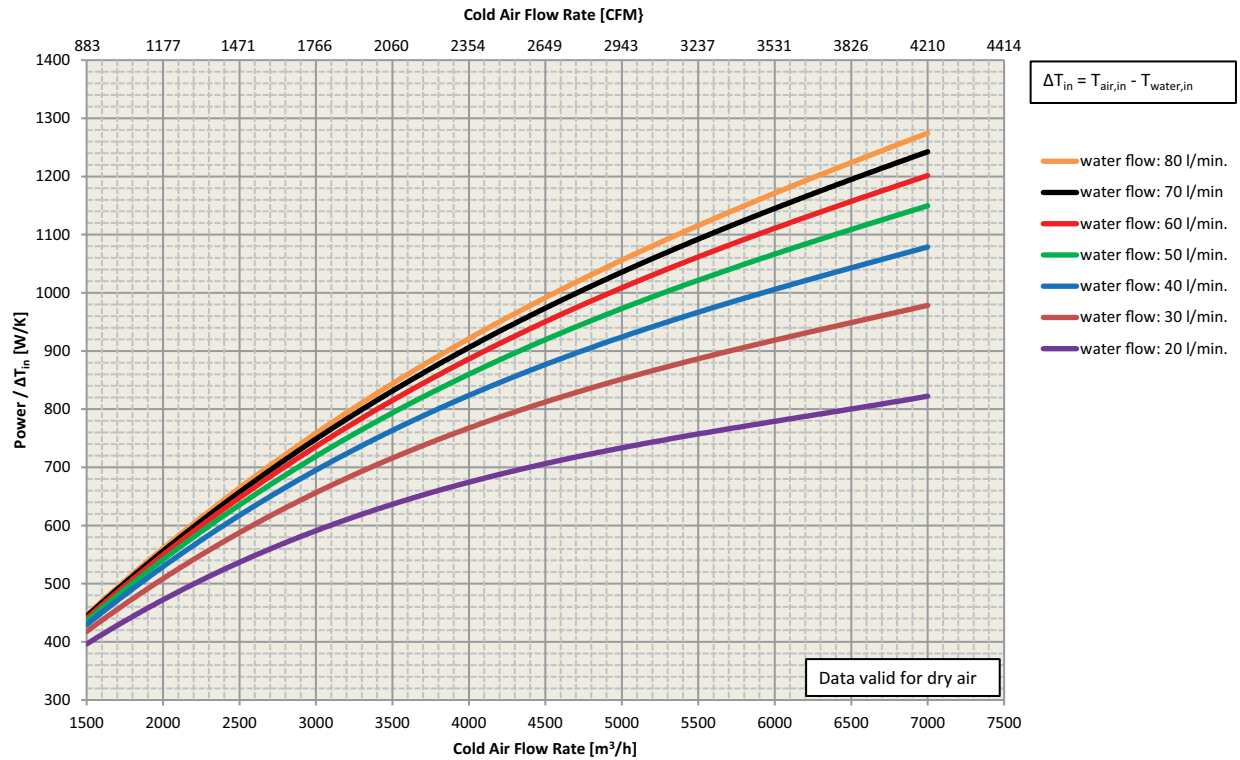


#### 600x2200mm

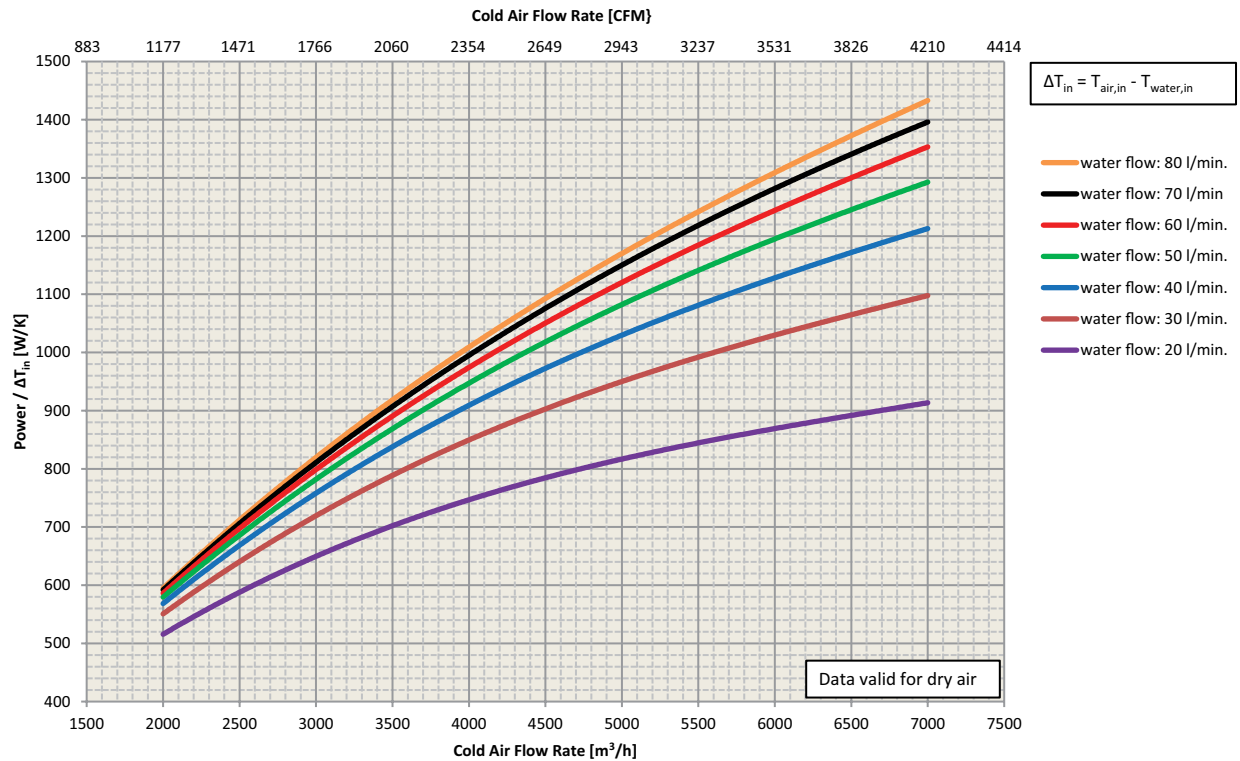


### Rear Door Cooler Performance Data Curves

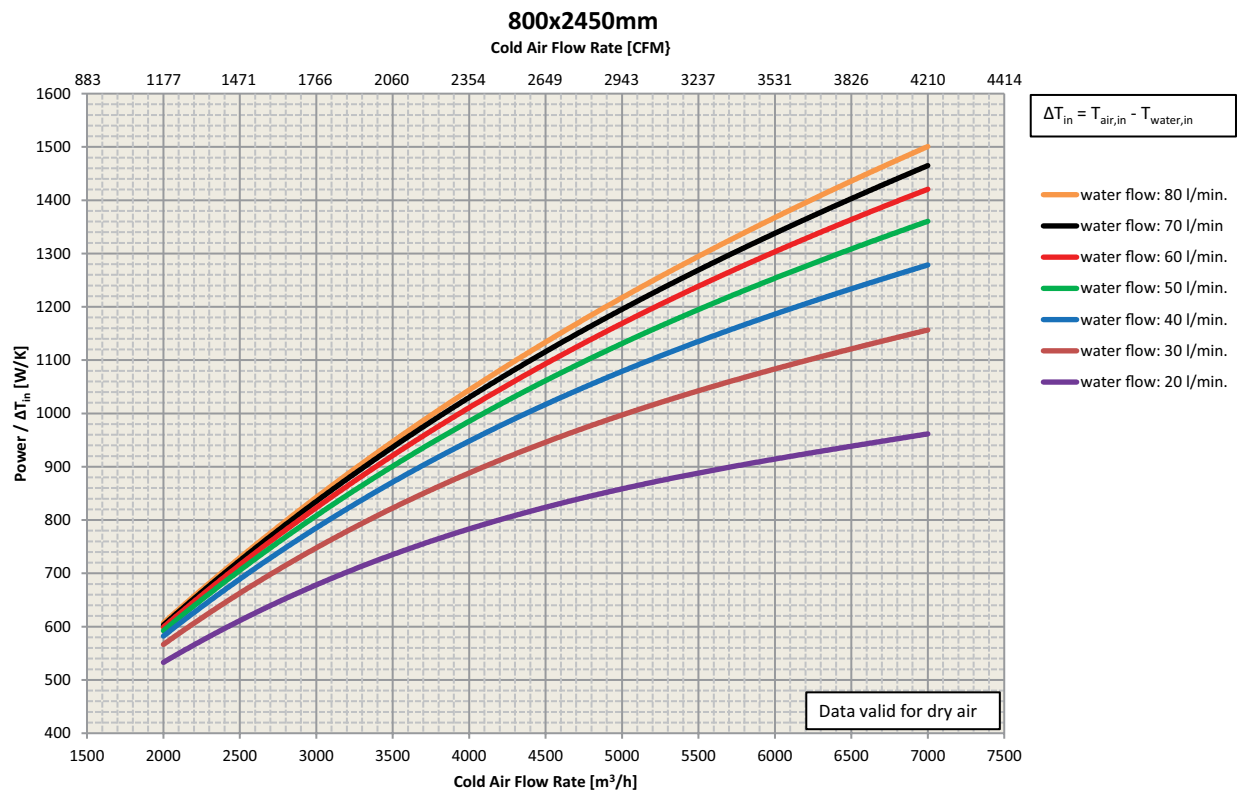
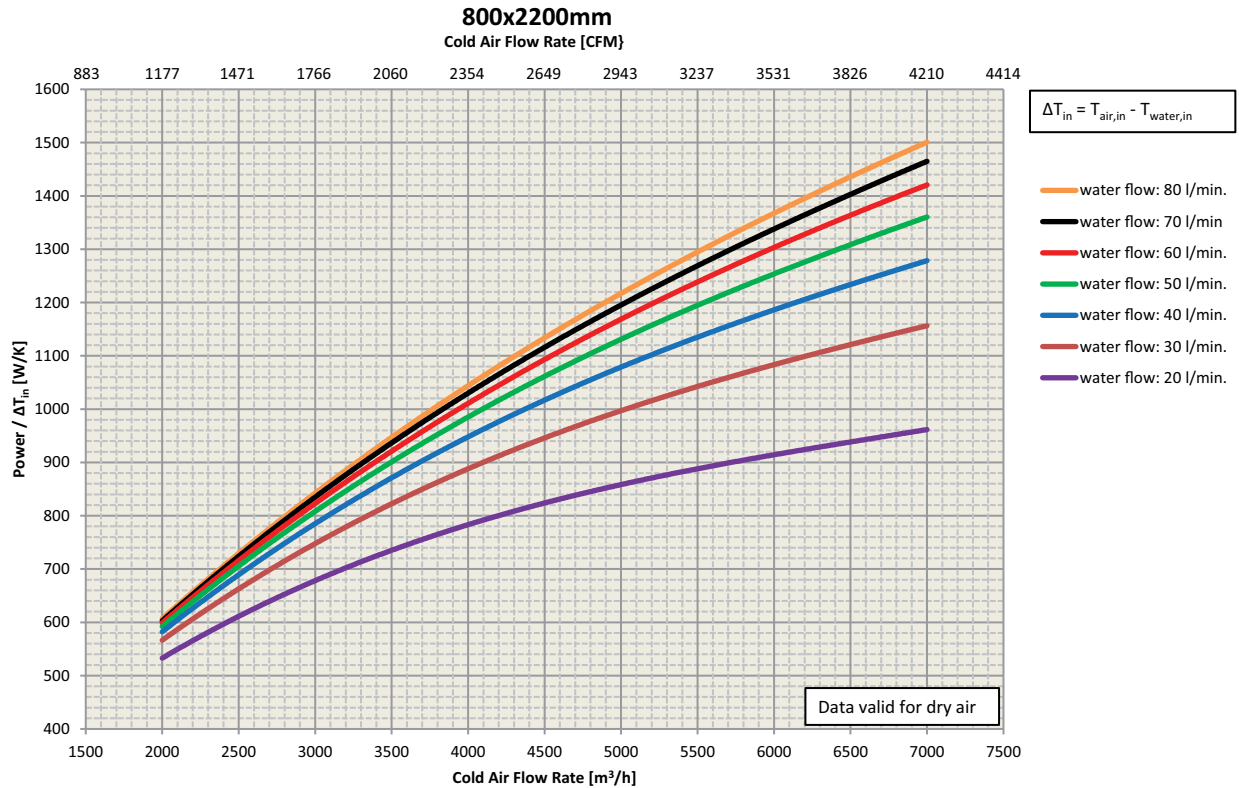
#### 600x2450mm



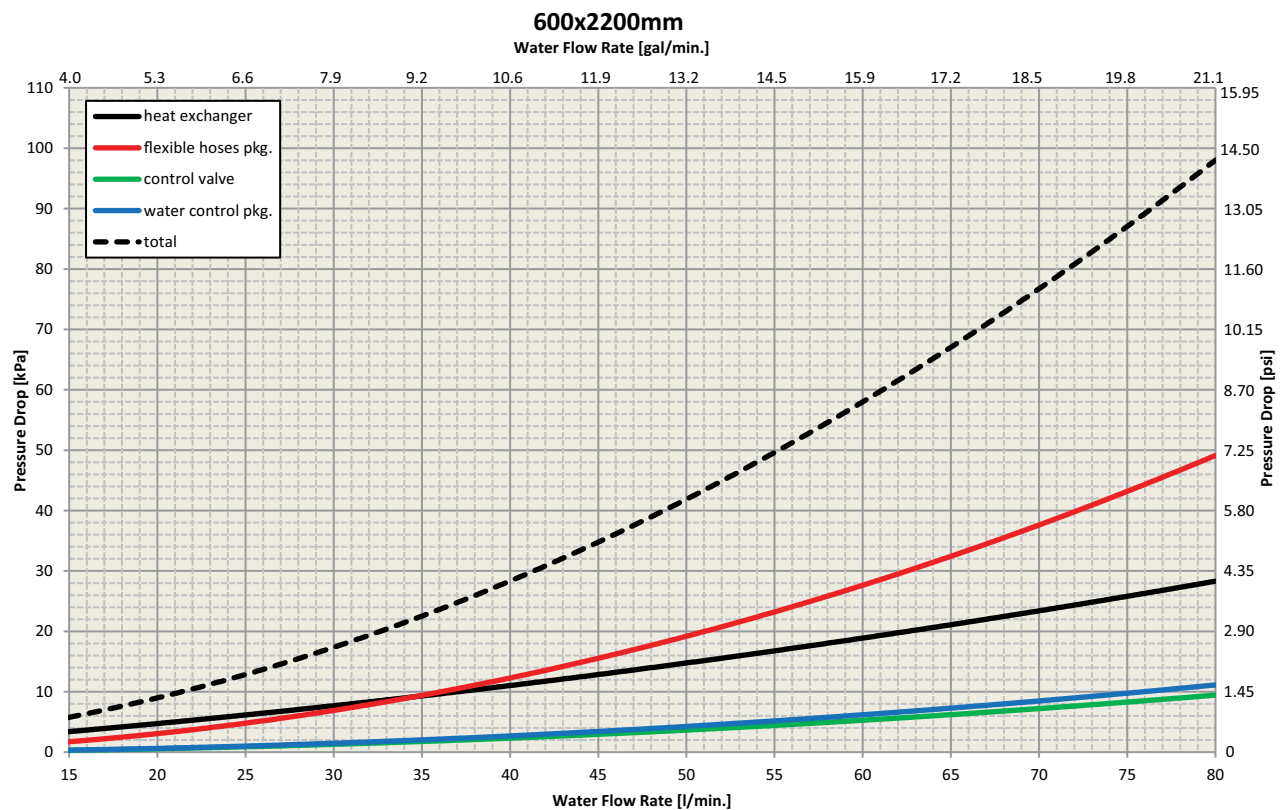
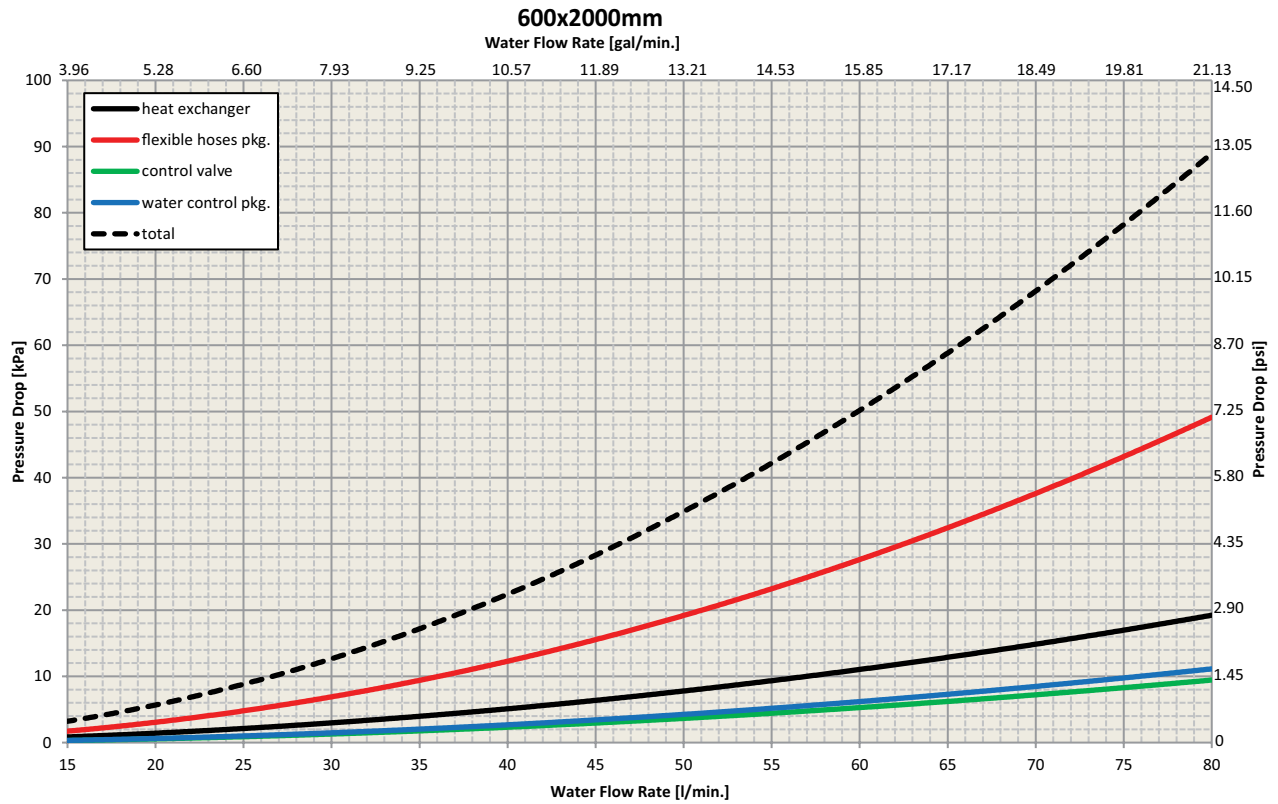
#### 800x2000mm



## Rear Door Cooler Performance Data Curves

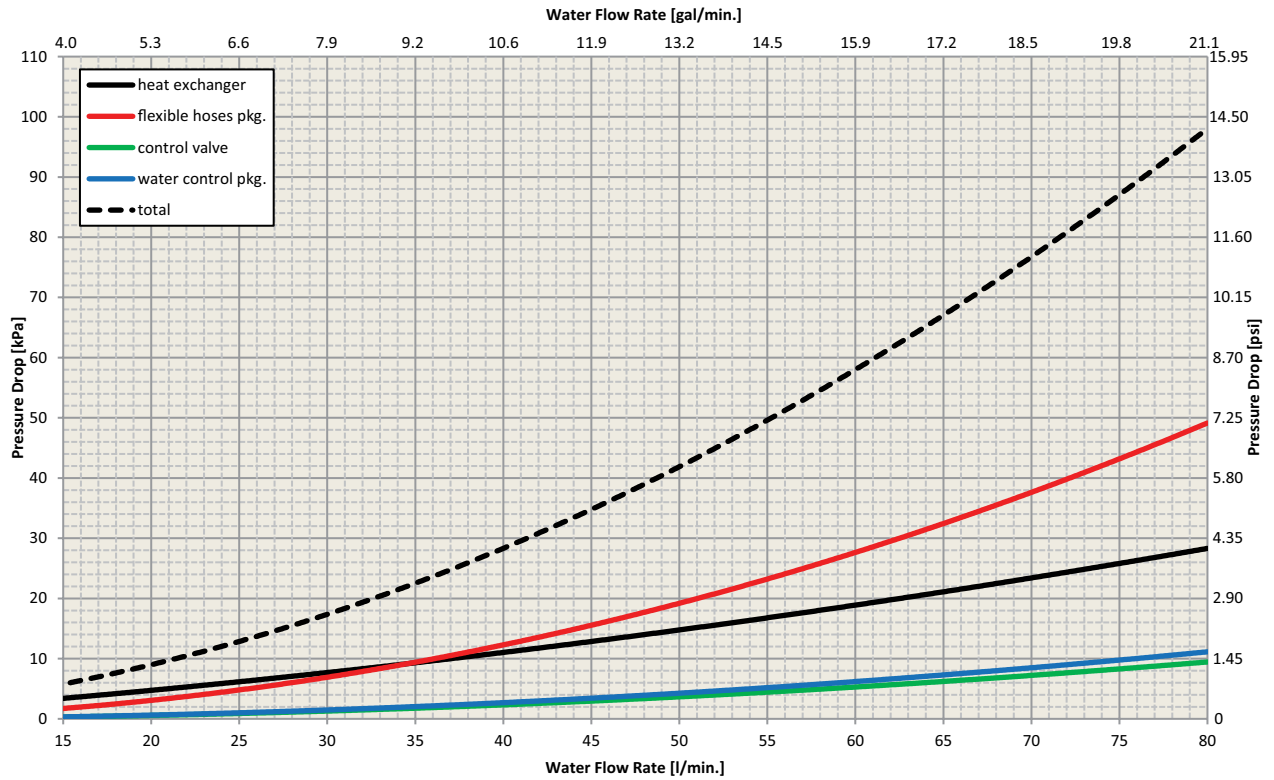


## Rear Door Cooler Water Side Pressure Drop Curves

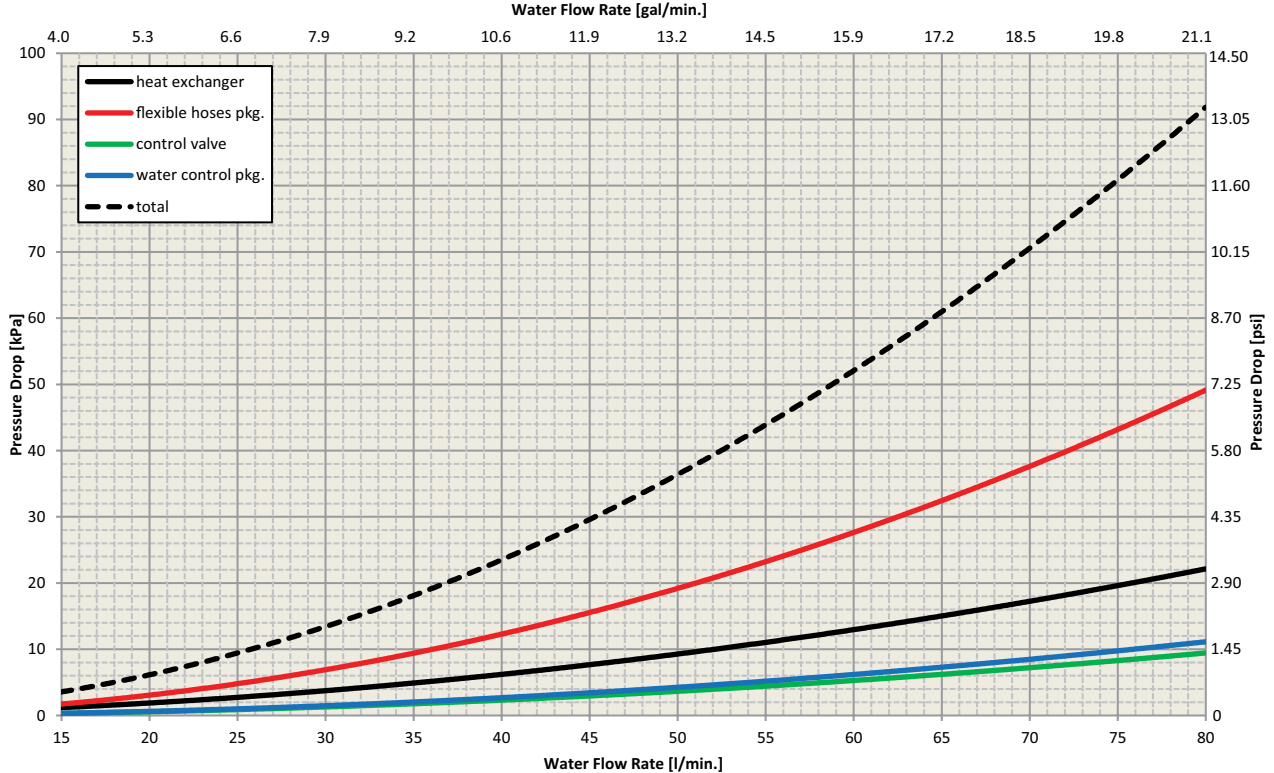


### Rear Door Cooler Water Side Pressure Drop Curves

#### 600x2450mm

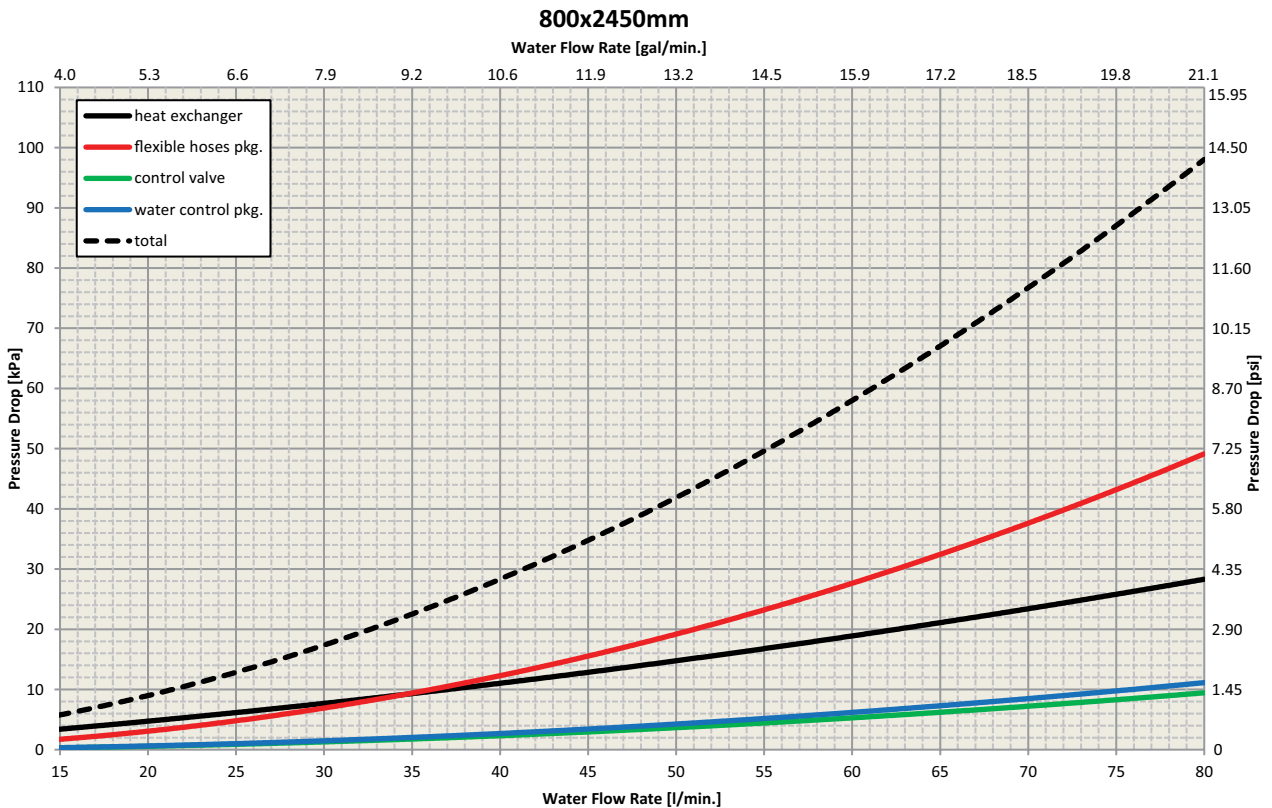
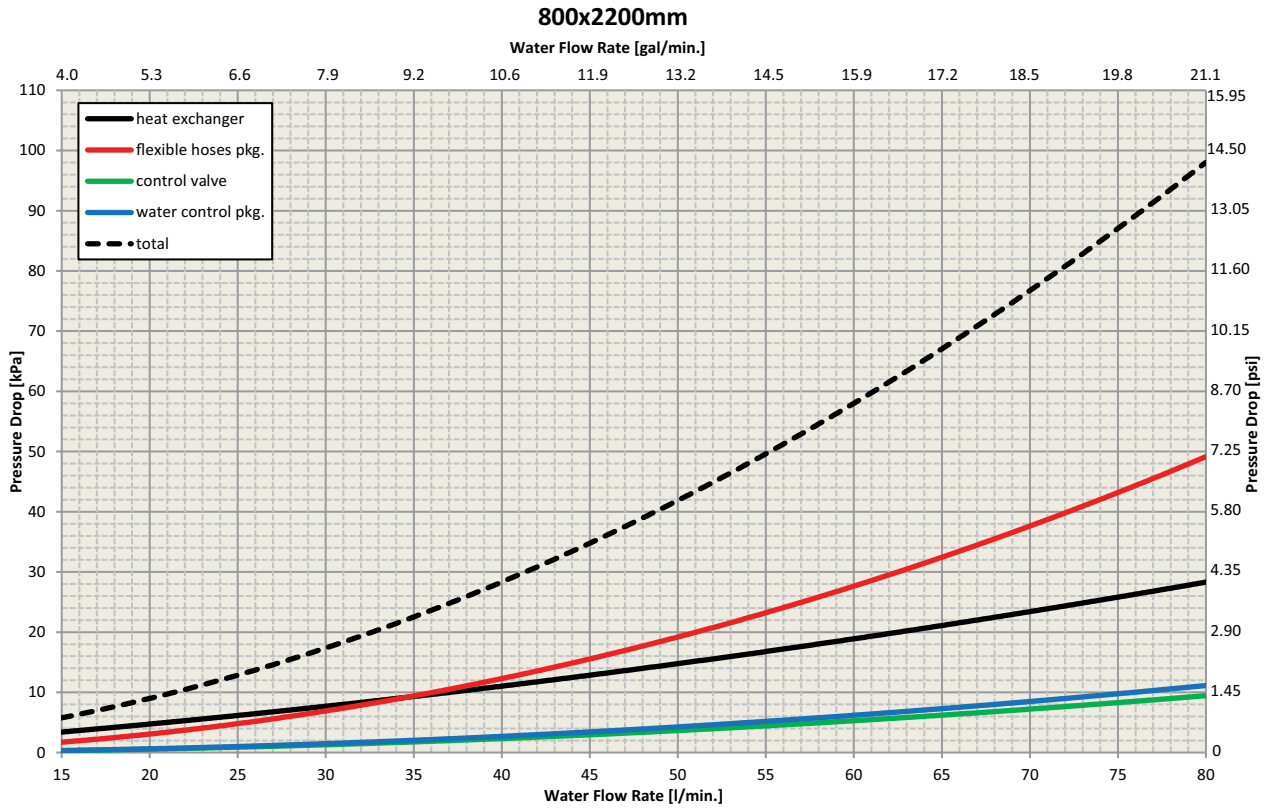


#### 800x2000mm

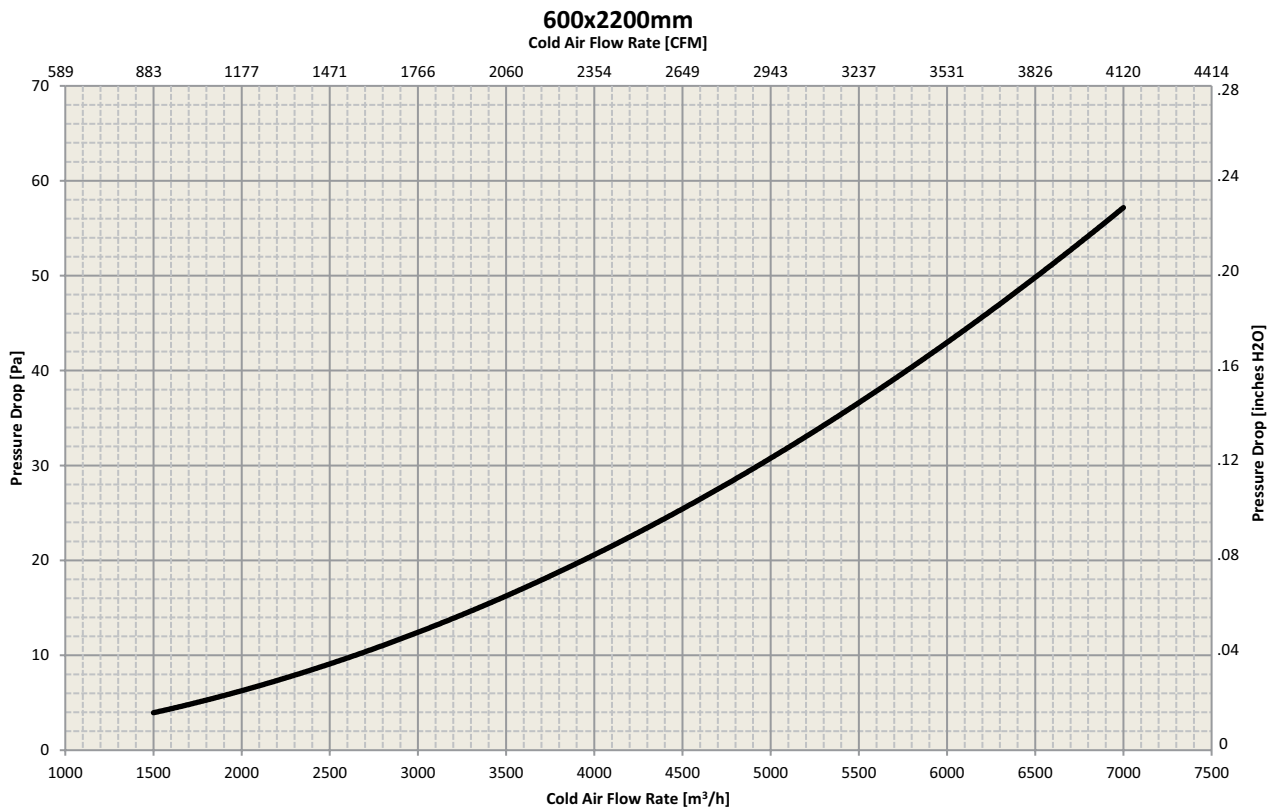
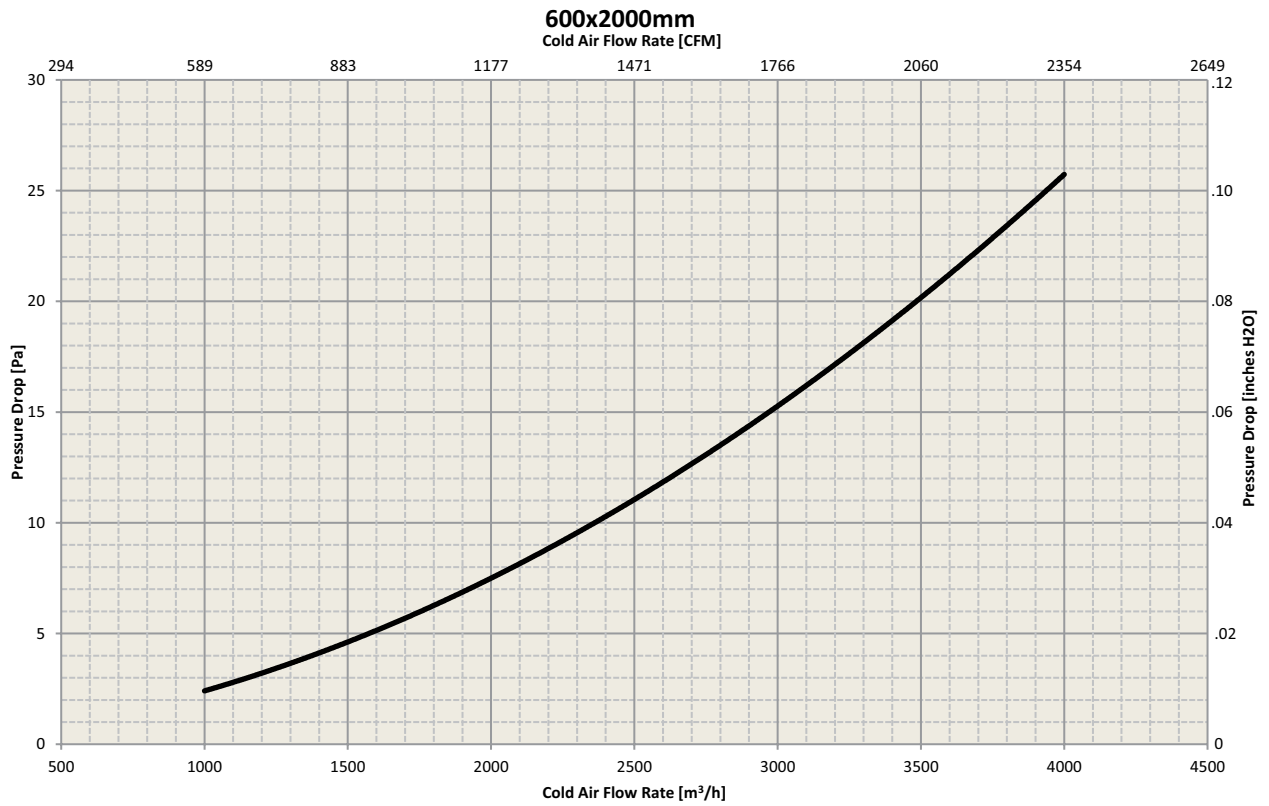




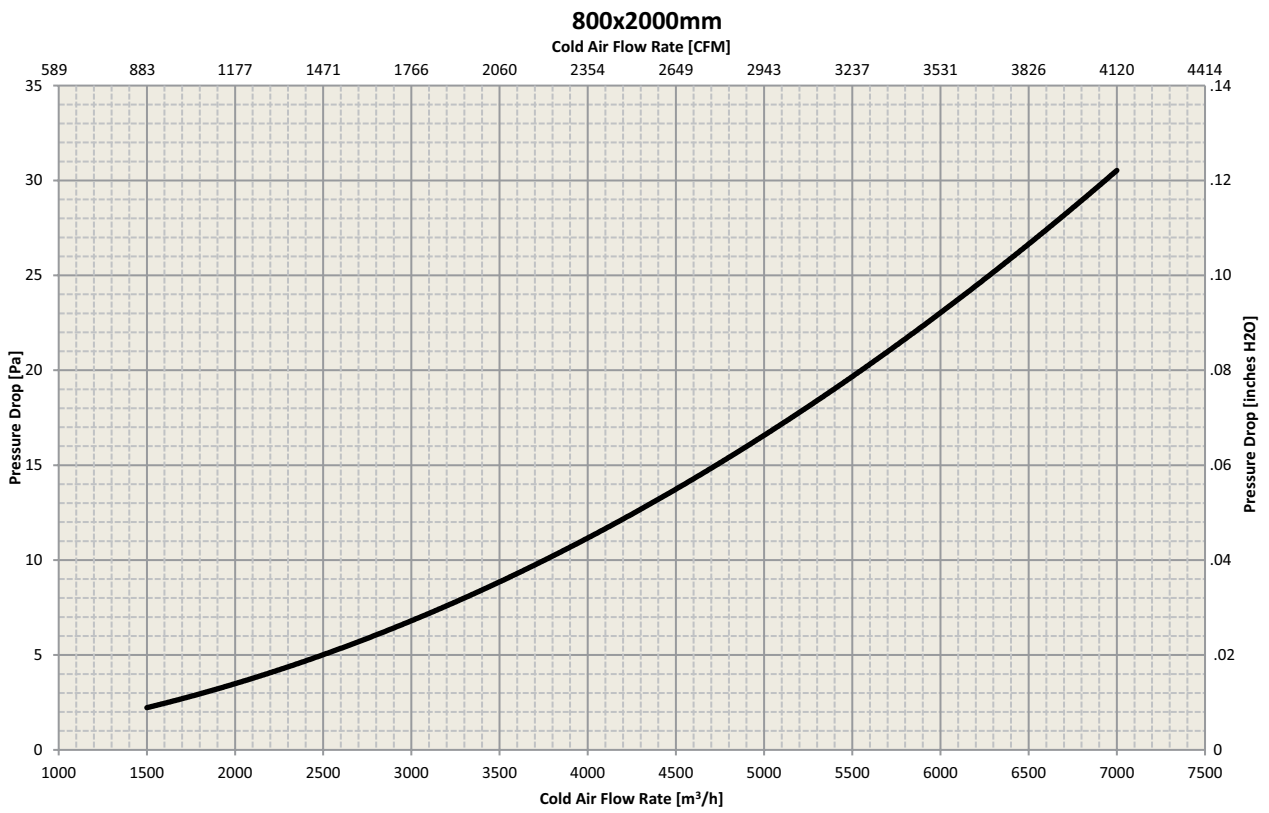
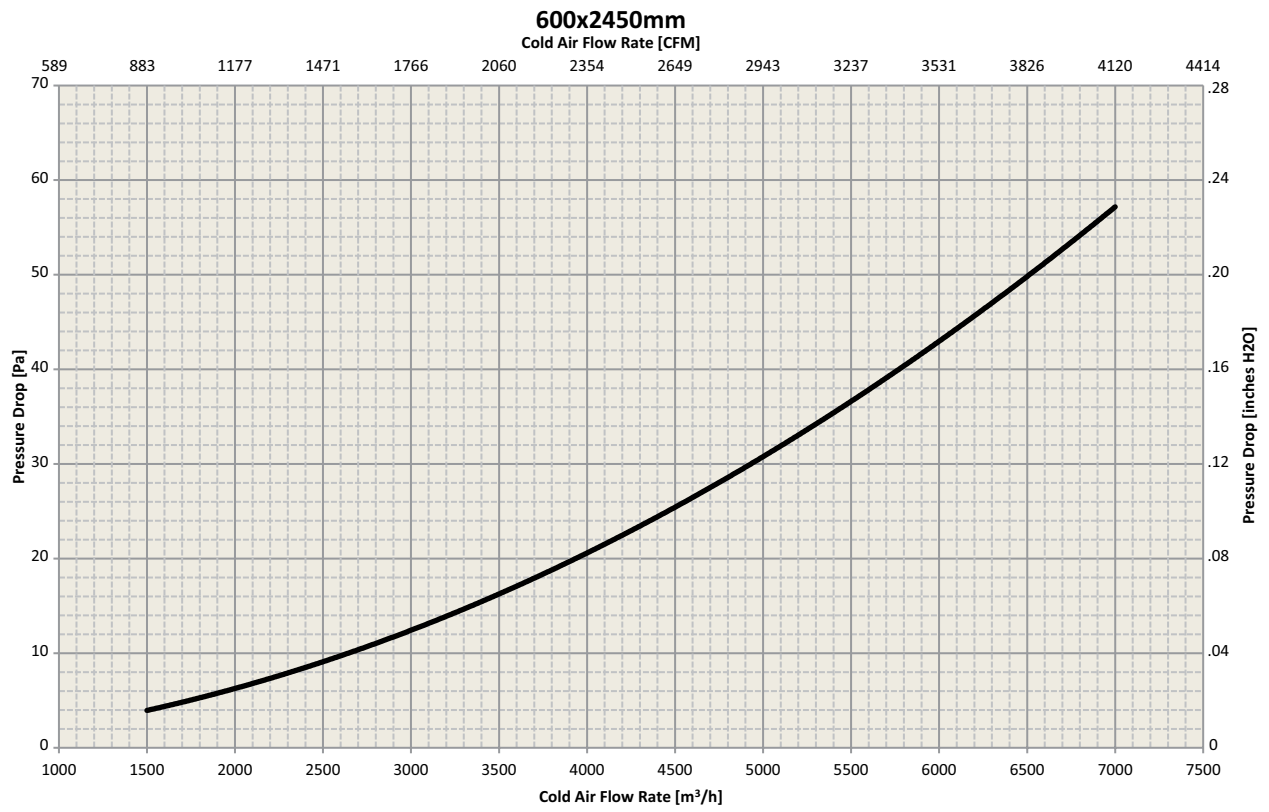
## Rear Door Cooler Water Side Pressure Drop Curves



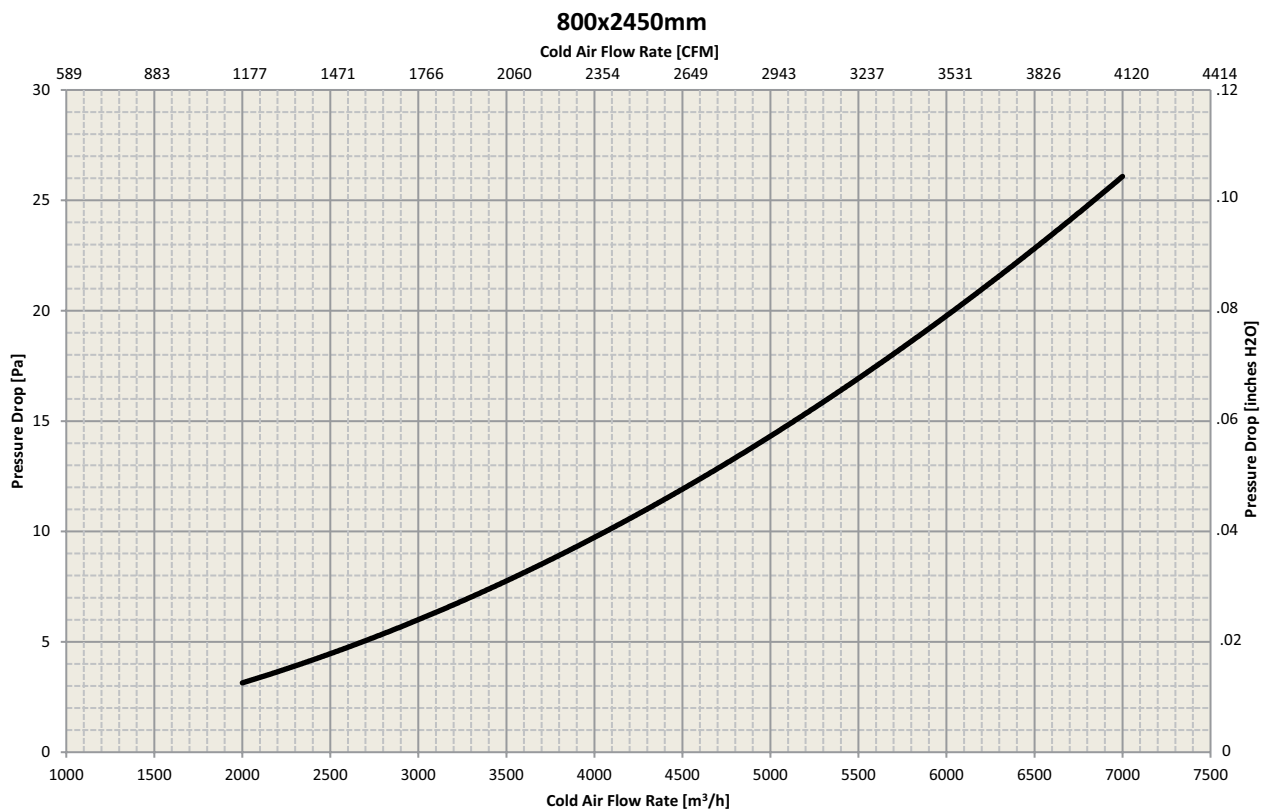
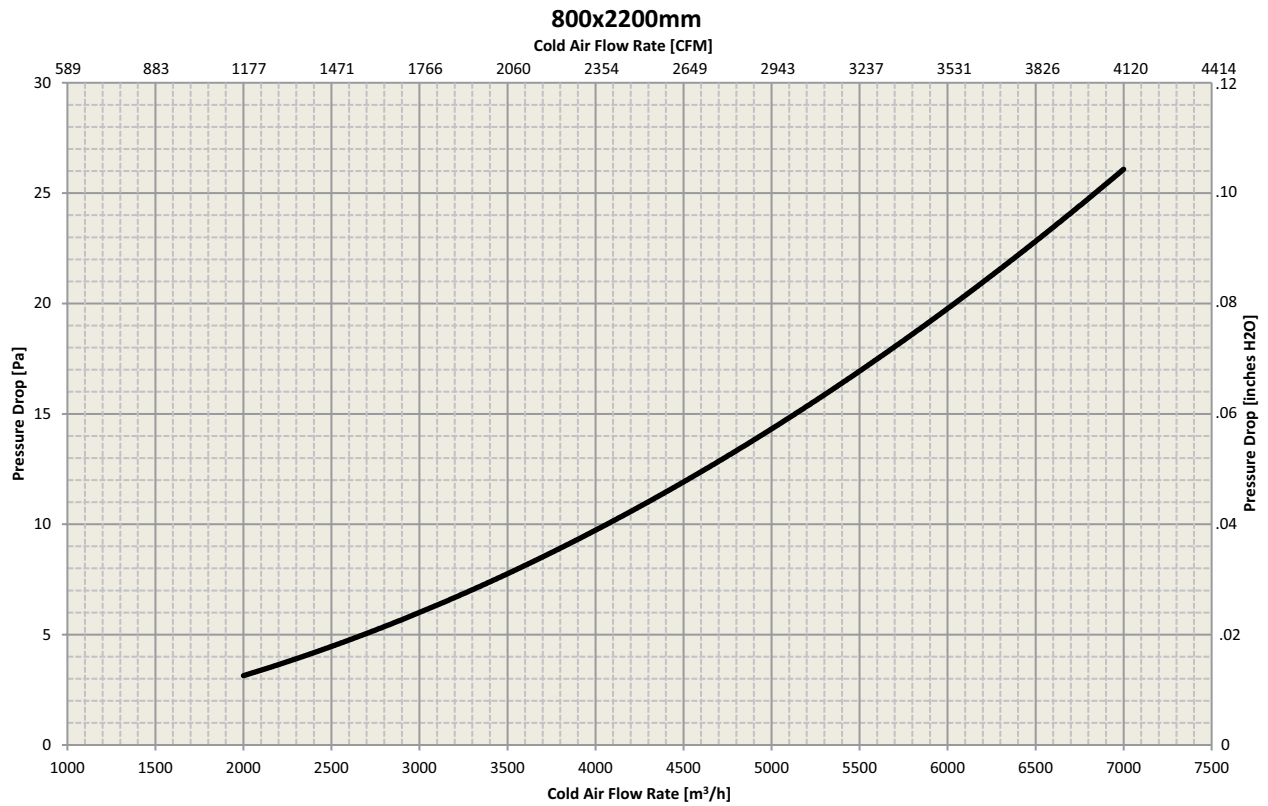
### Rear Door Cooler Air Side Pressure Drop Curves



### Rear Door Cooler Air Side Pressure Drop Curves



### Rear Door Cooler Air Side Pressure Drop Curves





**WATER CONNECTION SET**



**COOLING** RACKCHILLER COOLERS


Connects the Rear Door Cooler with the facility cooling system.

- Includes:
- 2 - Stainless steel corrugated hose 2.4 m (7.87 ft.), torsion-free connection BSPP 1 1/4" female thread flat sealing (to air water heat exchanger), union nut BSPP 1-1/4" internal thread flat sealing (to facility water or adapter control valve), insulation, black, foam FEF (Flexible Elastomeric Foam), Halogen free
  - 1 - Assembly instruction

NOTE: for trouble-free operation it is recommended to use the water connection set and the optional accessories.

Catalog Number	Description
23130593	Water Connection Set

**CONTROL VALVE WITH SERVOMOTOR**



Enables water flow control based on temperature set point.

- Includes:
- 1 - Actuator 24 VDC, maximum water pressure 16 bar, 2-way ball valve, BSPT 1" female thread with 2 x adapter fitting BSPT 1" to BSPP 1-1/4"
  - 1 - Assembly instructions

NOTE: for trouble-free operation it is recommended to use the water connection set and the optional accessories.

Catalog Number	Description
23130607	Control Valve with Servomotor

**WATER CONTROL PACKAGE**



Water flow, pressure and temperature sensors included with the Water Control Package allow for water monitoring and regulation according to actual heat load.

- Includes:
- 1 - Water pressure and temperature sensor mounted on measuring section for installation in water supply, stainless steel casting
  - 1 - Water flow and temperature sensor mounted on measuring section, stainless steel casting
  - 2 - Connecting cable to the control unit, flat gaskets and adapter socket suitable for mounting with water connection set 23130593 and control valve 23130607
  - 1 - Assembly instruction

NOTE: for trouble-free operation it is recommended to use the water connection set and the optional accessories.

Catalog Number	Description
23130608	Water control package (sensor water flow, pressure and temperature)

**COOLING** RACKCHILLER COOLERS



**CONTROL UNIT RDC**



- Control unit RDC for RackChiller Rear Door Cooler
- Color black gray, RAL 7021

**Includes:**

- 1 - Control unit AlZn 1.5 mm (.06”), hood St 1.0 mm (.04”)
- 1 - RJ45 socket, SNMP and Modbus interface, for integration in higher-level management systems or direct Web GUI access
- 1 - Power connection 85-260 VAC
- 1 - Power cable IEC C13/14
- 1 - Assembly instruction

Catalog Number	Description
23130594	Control Unit RDC

**DISPLAY FOR CONTROL UNIT**



- Access terminal for RackChiller Rear Door Cooler

**Includes:**

- 1 - 132 x 64-pixel display and 6 buttons, dimensions of the viewing area: 72 x 36 mm (2.83” x 1.42”); power supply via control unit; operating languages: English, German, French
- 1 - Assembly Instructions

Catalog Number	Use With
23130599	RackChiller Rear Door Cooler, Passive
23130621	RackChiller Rear Door Cooler, Active

**ADAPTER KIT, RACKCHILLER REAR DOOR TO PROLINE**



The Adaptor Kit joins a RackChiller Rear Door Cooler with ProLine Server Cabinets and Networking Racks. The kits have been designed for ease of installation while maintaining sealing between cooler and rack.

Catalog Number	Fits Enclosure Size
23130700	2000 x 600
23130701	2000 x 800
23130702	2150 x 600
23130703	2150 x 800
23130704	2400 x 600
23130705	2400 x 800